

PERFORMANCE UPDATE Q1 2025

PT Phapros Tbk

Document of **Corporate Secretary**
PT Phapros Tbk



01



Company Overview



IDR 200,7 Billion

Q1 2025 Revenue +17,3% yoy



IDR (5,9) Billion

Q1 2025 Net Income for the Period 79,98% yoy

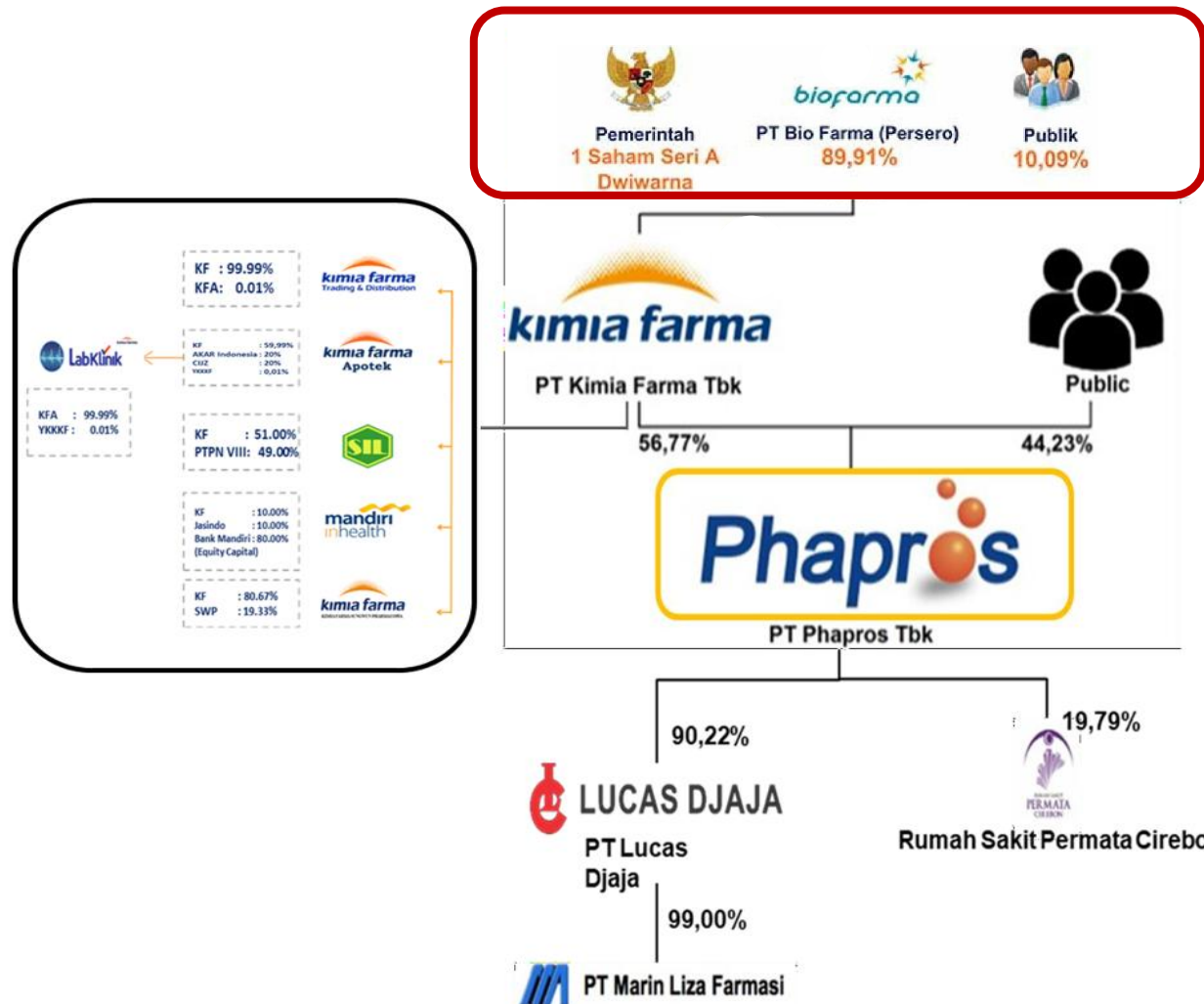


2 Products Launched

(published as of March 2025)

- Established in **1954** with more than **250 products** available in the market
- **Antimo** continues to be **the market leader** among competitors, dominating over **70% market share** in Antiemetic & Anti-Nausea treatment
- One of few Pharmaceutical Manufacturing Industries with **Certified Calibration Laboratory**

Shareholder Composition



Phapros' Leading Products



Antimo Group



Tablet Tambah Darah



Dexamine



Livron B Plex



Omeprazole



Pro TB Group



Noza



Dexamethasone



Pehacain




02



Market Overview

Indonesia Economic Outlook

GDP Growth Projection for 2025



4,8 – 5,0%



World Bank : 5%



OECD : 5%



IMF : 4,8 – 4,9%



ADB : 5,0%


Economic growth in Indonesia is expected to remain resilient in 2025 supported by robust domestic demand, investment growth, and accommodative fiscal and monetary policies.

A close-up photograph of a variety of pharmaceuticals, including white, yellow, blue, pink, and orange pills and capsules, scattered on a light surface.

03

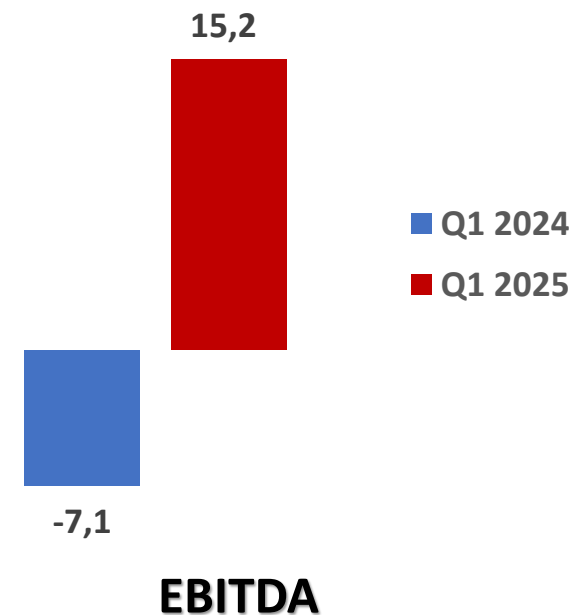
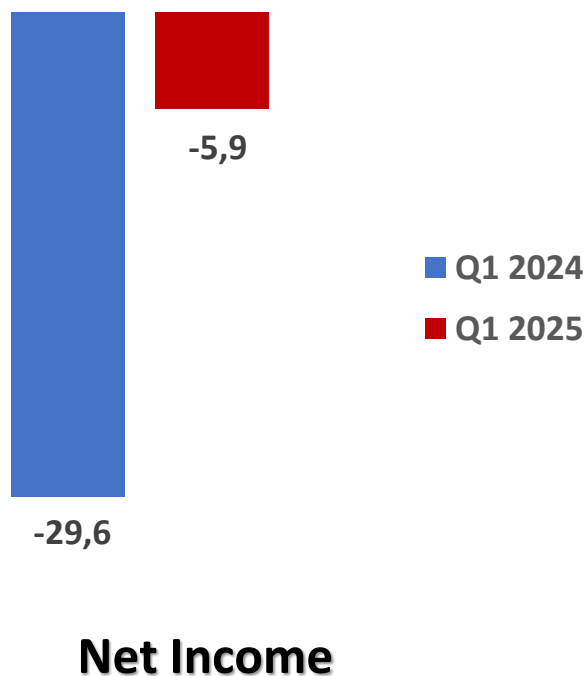
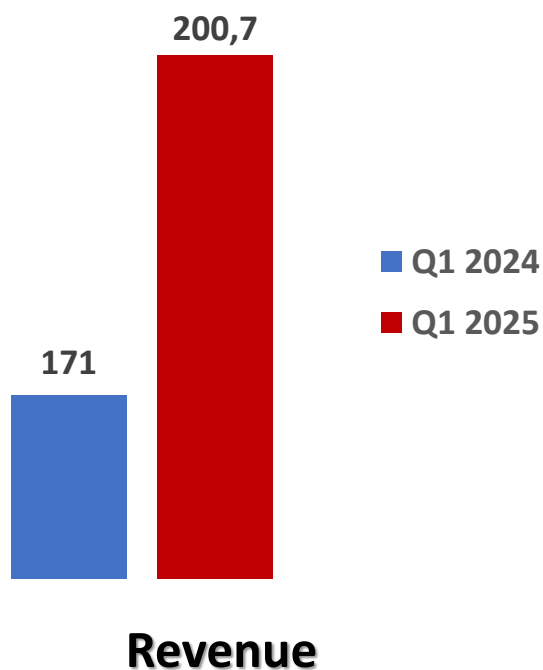
**Performance
Highlight**

Corporate Event Highlights



Through excellence in public relations and brand management, Phapros continues to receive prestigious national awards, underscoring its strong reputation and brand leadership in the pharmaceutical industry.

Financial Update



Despite remaining challenges, Q1 2025 results indicate positive momentum, marked by revenue growth, improved profitability metrics, and a recovery in EBITDA, reflecting ongoing efforts to enhance operational discipline and financial performance.

04

Business Strategy

GRAND STRATEGY 2025

Sustainable Financial Capability

Strengthening Working Capital

Cost Control

Customer Satisfaction Enhancement

Customer Satisfaction Index

Product Portfolio & Business Improvement

Enhancing Product Portfolio & New Products

Business Expansion

Business Process & System Transformation

Increasing Market Share

Smart Supply Chain with an Integrated Database

Innovation Development

Digital Transformation

COGS Optimization

Regulatory Compliance

Human Resources & Culture Optimization

Organizational Restructuring

Human Capital Cost-Effectiveness Ratio

Human Capital Capacity Development


Terima Kasih

Semoga Sehat Selalu



KANTOR PUSAT

Menara Rajawali Lantai 17
JL. DR Ide Anak Agung Gde Agung
Mega Kuningan JAKARTA 12950 INDONESIA
Phone : +62 21 576 2709 | Fax : +62 21 576 3910



PABRIK

Jl. Simongan No 131
Semarang 50148 INDONESIA
Phone : (62-24) 762 5484